

Travelling safely

www.facebook.com/repsonboarddcc



How to stay safe when you are travelling.

Easy Read Factsheet

Derbyshire is one of the safest places in England.



The chances of becoming a victim of crime when you travel are very low.

This factsheet will give you tips on staying safe when travelling in taxis and on buses and trains.

See our 'Safety when out and about' factsheet. It includes:



- What to take out with you.
- Places to avoid.
- Looking after your valuables.
- What to do if you think you are being followed.

Travelling by taxi.



Keep the phone number of a taxi company you trust with you.



Book a taxi in advance.

This is safer than having to look for a taxi.

What to ask when booking a taxi.



Ask for the drivers name and the colour of the car.

“Dave will pick you up in a red car”



When the taxi arrives, check it is the right car and driver. If you are not sure don't get in the car.

Always sit in the back of the taxi, behind the driver.



Don't sit next to the driver.

Only talk to the driver about everyday things not personal things.

If you need a taxi when you are out and about.

If you haven't booked a taxi make sure you do not put yourself in danger.




Always get a taxi from a taxi rank or taxi office.

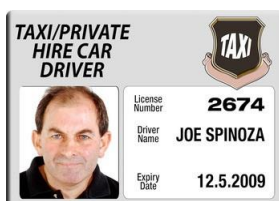


Never accept a lift from a stranger who approaches you - even if they say they are a taxi driver.

How to tell if a car is a real taxi or not.



A taxi has to have a licence. This must be on show on the back of the car.



The driver must have an ID card that has their photo on.

If you feel unsafe in a taxi.



Ask to be let out in a busy, well-lit area.

Travelling on buses and trains.



Try not to travel alone on buses and trains.




It is best to travel with another person.

Try not to travel at night.



It is safer to travel in daylight.

Plan your journey carefully.



Know what time your bus or train should arrive.
Don't get there too early.



Good planning can stop you having to wait for a long time at a bus stop or train station.

If you do have to wait for a bus or a train keep yourself safe.




Try to wait in a well-lit place near to other people.

Tips for staying safe when you are on the bus or train.



Sit near the driver or other people.



Avoid empty train carriages and the top deck of buses.



If there are rowdy people on the bus or train try not to sit near them.



Keep your travel money or ticket in your hand.

This means you won't have to get your purse or wallet out.

Try to keep away from trouble.

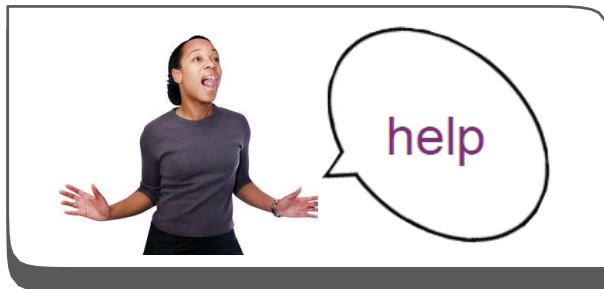


help

If you don't like the look of someone move away from them.

If someone is being nasty to you tell the guard or driver about them.

If you are attacked call for help.




Shout for help as loudly as you can.



Use your personal alarm.



Use the bell on the bus.



Use the emergency chain on a train.

In an emergency phone the Police by dialling 999.



Always tell the Police if a crime has happened to you.



Phone 101 to talk to the Police.
Phone 999 in an emergency.

The Police will help you stay safe.

If you know anything about a crime and do not want to give your name call Crimestoppers on 0800 555 111.



Tell the Police if you are bullied or picked on when travelling.



The Police can help to stop bullying.
They may have heard from others who have been bullied by the same people.

Go to www.derbyshire.gov.uk/keepingsafe to see all of our Keeping Safe Factsheets

If you feel you are being picked on you can also talk to Stop Hate UK by phoning this number.

STOP HATE CRIME
0800 138 1625
24 HOUR HELP LINE

Factsheet designed by The Clear Communication People Ltd in partnership with the 'Keeping Safe Project' - a Derbyshire County Council and MacIntyre funded project for people with learning disabilities. Adapted from original factsheet developed with Surrey Police as part of a Stop Hate Crime project funded by The Learning Disability Partnership Board in Surrey.